

STEEL BULLET RESISTANT DOOR ORDER SHEET



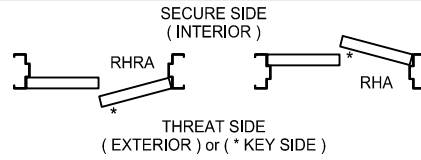
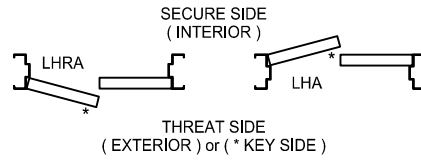
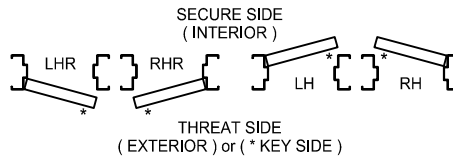
MANUFACTURING COMPANY

931 S. Flores Street San Antonio, Texas 78204
(210) 226-8271 (800) 825-8271 Fax (800) 226-0913

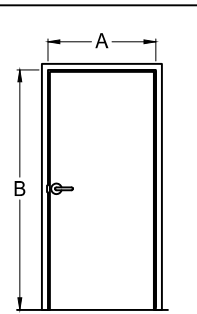
Customer : _____ Date : _____
Customer P O : _____ Approved By : _____
Job : _____ DSM Job No. : _____
Job Location : _____

DOOR INFORMATION

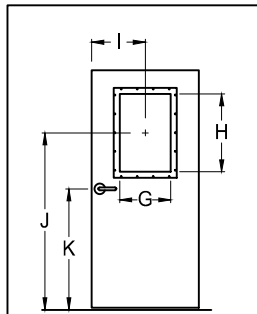
Opening Type : Single Pair
Material : Cold Rolled
 Galvanized
 Stainless Steel
Primer : Yes No
Paint : _____
 Standard with S.S. Con't. Hinge
 Aluminum Con't. Hinge (Optional)
 Hvy. Wt. Butt Hinges (Optional)
(K) Center Line (A.F.F.)* _____
Center Line of Hardware Based On :
 Cylinder Lock Mortise Lock
 Panic Strike Mfg Std
Note : If no choice is selected, the center line will be Manufacturers Std.
* A.F.F. = ABOVE FINISHED FLOOR



SWING - HANDING



FRAME ELEVATION



DOOR ELEVATION

FRAME INFORMATION

WALL TYPE
 Metal Stud Masonry / CMU
 Wood Stud Channel / Tube Steel
Frame Type : _____
Frame Anchorage : _____
(A) Opening Width : _____
(B) Opening Height : _____
(C) Wall Thickness : _____
(D) Jamb Depth : _____
(E) Jamb face : _____
(F) Head face : _____
Rough opening : _____

VISION INFORMATION

No Vision Required
 (G) Vision Width : _____
 (H) Vision Height : _____
 (I) Horizontal CL. : _____
 (J) Vertical CL. : _____
Glass Provided By : DSM Others

SILL INFORMATION

Sill Condition : _____
Undercut : _____

UL 752

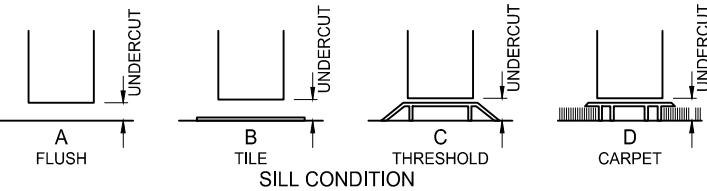
- Level 1
- Level 2
- Level 3
- Level 4
- Level 5
- Level 6
- Level 7
- Level 8
- Level 9
- Level 10
- Shotgun

NIJ

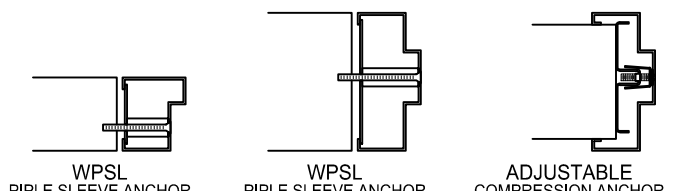
- II-A *
- II-A *
- III-A *
- n/a
- III
- III-A
- III
- III
- IV

FIRE RATING

U.L. Label :
 3 HR
 1 1/2 HR
 3/4 HR
 20 MIN
 No Label
UL Procedure :
 UL 10C N/A
* Fire Rated Glass
Visions available up to 90 minute.



SILL CONDITION



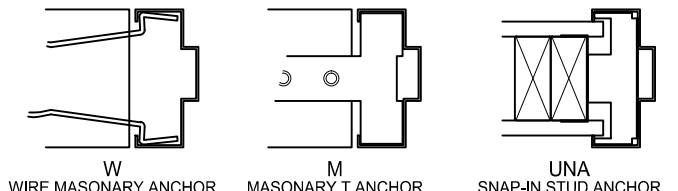
WPSL PIPE SLEEVE ANCHOR

WPSL PIPE SLEEVE ANCHOR

ADJUSTABLE COMPRESSION ANCHOR

HARDWARE

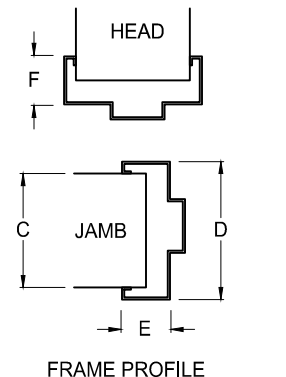
_____ DSM Others
_____ DSM Others
_____ DSM Others
_____ DSM Others



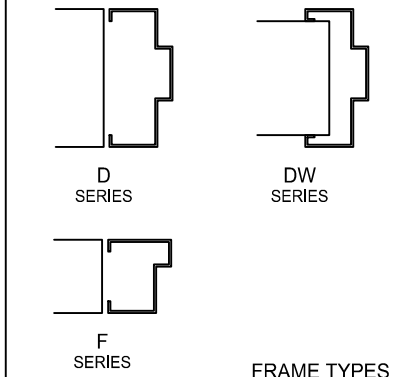
W WIRE MASONARY ANCHOR

M MASONARY T ANCHOR

UNA SNAP-IN STUD ANCHOR



FRAME PROFILE

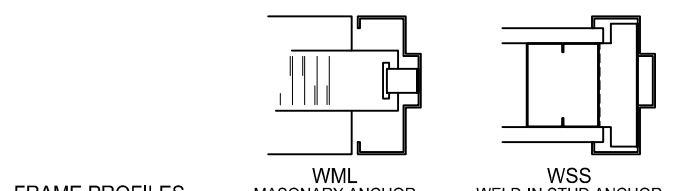


D SERIES

DW SERIES

F SERIES

FRAME TYPES



FRAME PROFILES

WML MASONARY ANCHOR

WSS WELD-IN STUD ANCHOR

ADDITIONAL INFORMATION
