

The logo for DeanSteel, featuring the word "DEANSTEEL" in a bold, black, sans-serif font. The letters "DEAN" are slightly larger and more prominent than "STEEL".

Marine Doors and Frames

# A60 Pair

IMO

## SPECIFICATIONS

Frame	14 GA. Stainless Steel 316L (ASTM A240/A240M)
Door	14 GA. 3-1/8" Thick Stainless Steel 316L (ASTM A240/A240M)
Paint	Prime painted
Hinges	Stainless Steel Lift-Off
Insulation	Fire-Rated Marine
Lock	Mortised Lock (3-Point)

## OPTIONS

Door Types	F and V (Active Leaf) F (Inactive Leaf)
Frame Types	Z, ZG, F2, F3, F5, F6
Paint	Baked Enamel/Powder Coat
Stainless Steel Finish	Matte
Vision Panel	Contraflam 10" x 10"
Lock	3 Point Mortise Panic Device
Customizations	Size and Weather-tight Applications
Sizes (up to)	84"W x 90"H Scheduled Opening 80"W x 103 1/2"H (Tallest) 96 1/2"W x 86 1/2"H (Widest)



## CERTIFICATIONS

IMO / FTP  
U.S.C.G. #164.136/126/0

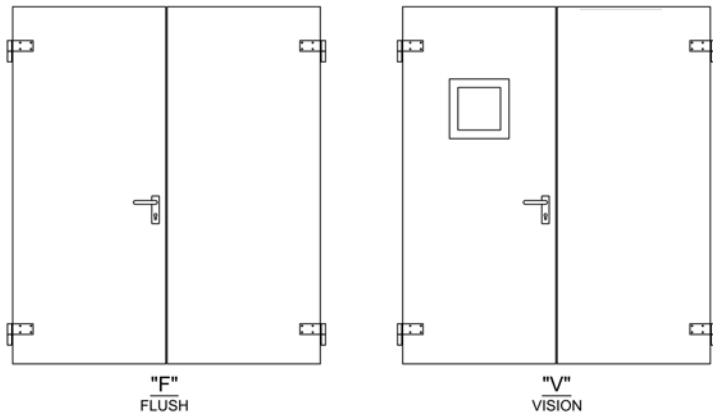
DeanSteel Manufacturing Company  
931 S. Flores Street  
San Antonio, TX 78204

P 800.825.8271  
F 210.226.0913  
[www.DeanSteel.com](http://www.DeanSteel.com)

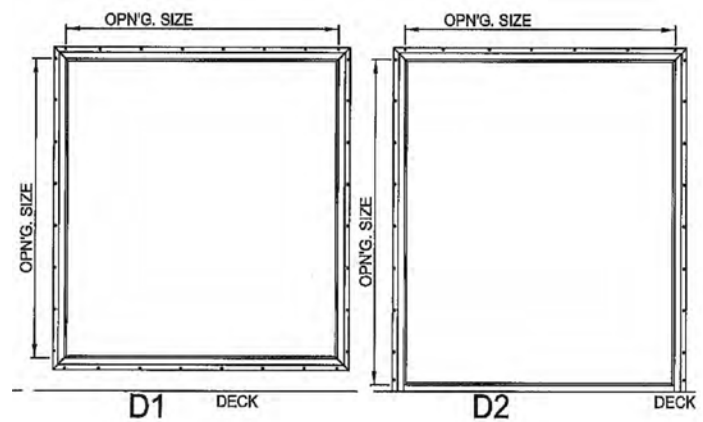


MADE IN AMERICA  
AND VETERAN OWNED

## Door Types

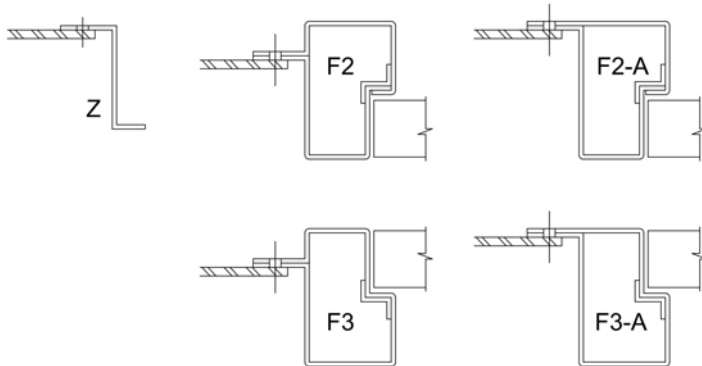


## Frame Elevations

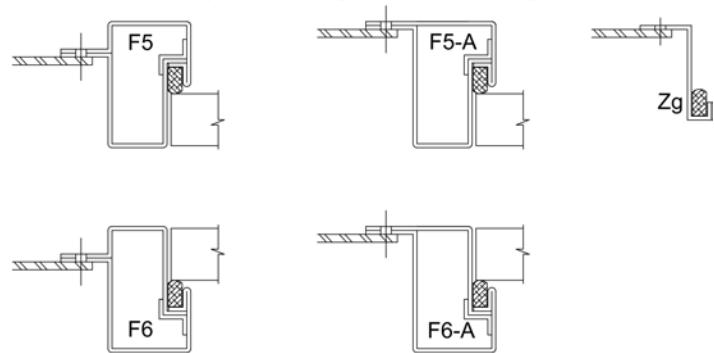




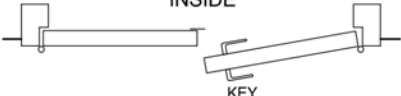

## Frame Types

### Flange Mounted Frames



### Flange Mounted Integral Gasket Frames (for Fumetight & Weathertight)



DOOR HANDING CHART			
PAIR of DOORS			
<p>F2 or F5 IN SWING ONLY</p> <p>INSIDE</p>  <p>RIGHT HAND ACTIVE</p> <p>RH ACT</p>		<p>F2 or F5 IN SWING ONLY</p> <p>INSIDE</p>  <p>LEFT HAND ACTIVE</p> <p>LH ACT</p>	
<p>F3 or F6 OUT SWING ONLY</p> <p>INSIDE</p>  <p>RIGHT HAND REVERSE ACTIVE</p> <p>RHR ACT</p>		<p>F3 or F6 OUT SWING ONLY</p> <p>INSIDE</p>  <p>LEFT HAND REVERSE ACTIVE</p> <p>LHR ACT</p>	
<p><u>NOTE :</u></p> <p>ALWAYS USE THE KEY SIDE OF THE DOOR FOR REFERENCE</p>			