

# B15

## 46-CFR

### SPECIFICATIONS

<b>Frame</b>	16GA. Cold-rolled steel
<b>Door</b>	18GA. 1 3/4-in thick
<b>Paint</b>	Prime painted
<b>Hinges</b>	Stainless Steel Sealed Ball-bearings
<b>Insulation</b>	Marine Mineral Wool
<b>Lock</b>	Cylindrical Lock Grade 1 with 3/4-in Latch Projection

### OPTIONS

<b>Door Types</b>	F; G; N; V; RV; HP;L;VL
<b>Frame</b>	14GA. 10GA. Z Frame K. D. Drywall Frame
<b>Paint</b>	Baked Enamel
<b>Stainless Steel</b>	Type 316L ASTM A240 / A240M
<b>Galvanized Steel</b>	ASTM A653/A653M-A60
<b>Vision Panel</b>	TGP FireLite Plus Fire-Rated Glazing
<b>Hinge</b>	Stainless Steel Continuous Pin and Barrel w/SS Bearings
<b>Lock</b>	Mortised Lock with 3/4-in Latch Projection
<b>Customizations</b>	Stainless Steel Panic Device Hardware, Features, and Weather-tight Applications

\* Some options are mutually exclusive

### CERTIFICATIONS

*DeanSteel certifies the doors are manufactured in accordance with.*

46 CFR 72.05-25  
46 CFR 116.435  
NVIC 9-97, CH-1



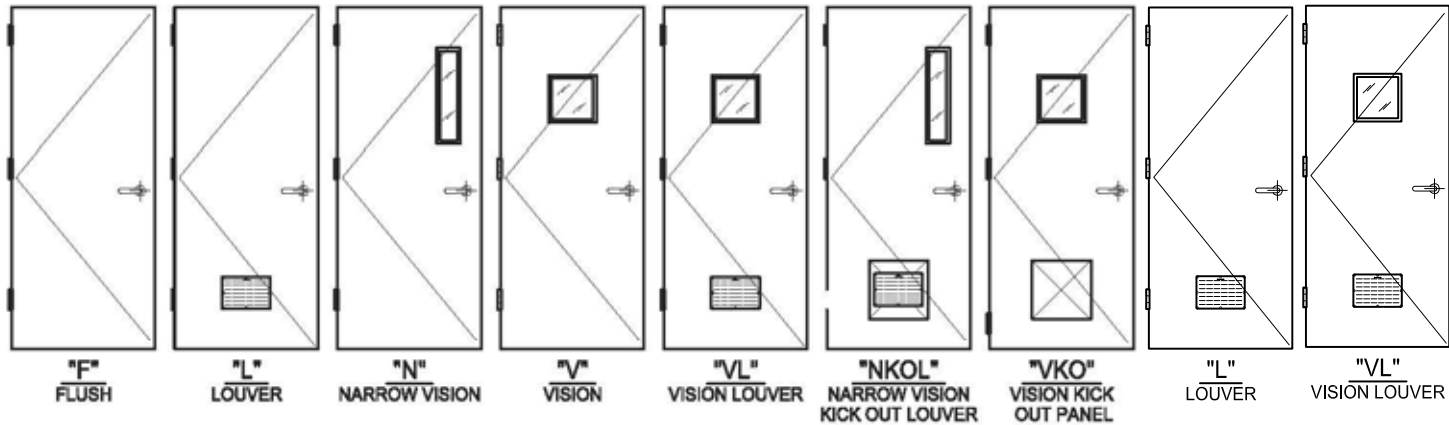
DeanSteel Manufacturing Company  
931 S. Flores Street  
San Antonio, TX 78204

P 800.825.8271  
F 210.226.0913  
www.DeanSteel.com

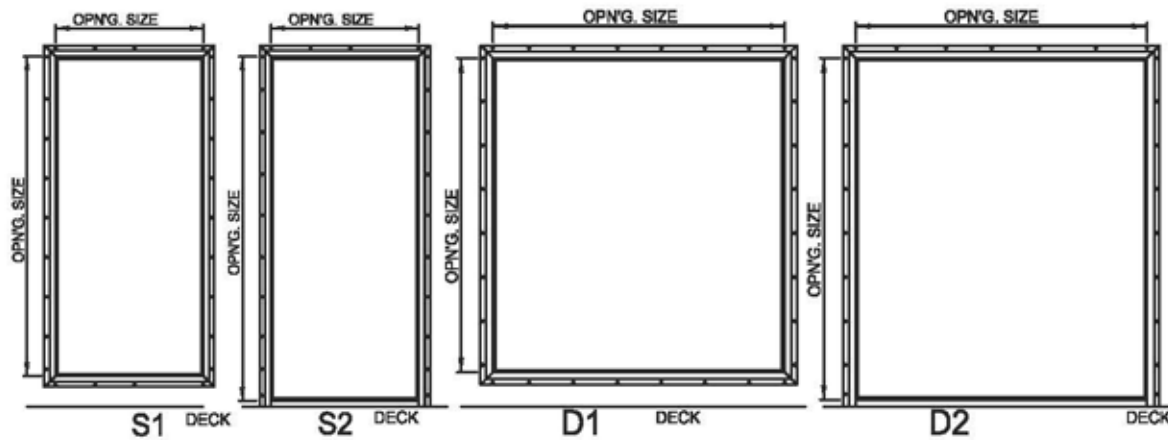


MADE IN AMERICA  
AND VETERAN OWNED

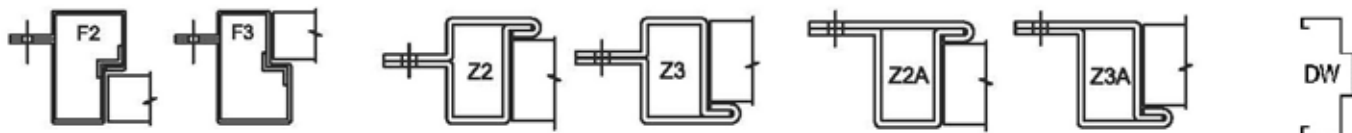
## Door Types



## Frame Elevations



## Frame Types



FLANGE MOUNTED FRAMES

K.D. Drywall Frame

DOOR HANDING CHART							
SINGLE DOORS				PAIR of DOORS			
<p>INSIDE</p> <p>F2 or Z2</p> <p>IN SWING ONLY</p> <p>INSIDE</p> <p>RIGHT HAND</p> <p>RH</p> <p>LEFT HAND</p> <p>LH</p>				<p>INSIDE</p> <p>F2 or Z2</p> <p>IN SWING ONLY</p> <p>INSIDE</p> <p>RIGHT HAND ACTIVE</p> <p>RH ACT</p> <p>LEFT HAND ACTIVE</p> <p>LH ACT</p>			
<p>INSIDE</p> <p>F3 or Z3</p> <p>OUT SWING ONLY</p> <p>INSIDE</p> <p>RIGHT HAND</p> <p>RHR</p> <p>LEFT HAND</p> <p>LHR</p>				<p>INSIDE</p> <p>F3 or Z3</p> <p>OUT SWING ONLY</p> <p>INSIDE</p> <p>RIGHT HAND REVERSE ACTIVE</p> <p>RHR ACT</p> <p>LEFT HAND REVERSE ACTIVE</p> <p>LHR ACT</p>			

NOTE:  
ALWAYS USE THE KEY SIDE  
OF THE DOOR FOR REFERENCE